



APARIMA MATTERS

Keeping Children Safe Online

www.s2e.co.nz ...protecting people online



- 1) Become your child's "friend" in any social network environment your child creates.
- 2) Maintain easy access to your child's profile via their log in.....*you will see everything.*
- 3) Ensure that you can always have access to your child's phone to help them stay safe (i.e. it is not a no-go area) ...*check the quality of how they are communicating with others; talk about how they connect and communicate with friends. Is it consistent with the values of your family?*
- 4) Educate your children about the importance of protecting family and friends images*teach them to seek permission of another before they send or upload images to the internet.*
- 5) Try to always maintain open lines of communication with children. Do not over-react if you see something that alarms you or makes you angry..... *share your concerns, and always talk about issues as how they relate to them and their friends safety.*
- 6) Agree on a time in the evening to stop using the technology within the home...*that's everyone. "Remember, what we model today will either come back and embrace us or bite us tomorrow" – John Parsons.*
- 7) Talk/ask about their friends and social activity as a way to reduce the opportunity for cyber-separation to develop.....*encourage being open about new friends and what they are up to, and who their parents are. When in doubt, call the parents and introduce yourself.*
- 8) Teach your children to protect their online identity, as a way to future proof themselves for employment.....*we need to nurture and protect them online and teach them how to protect themselves as they engage information technology.*

Paedophiles & online gaming platforms

Paedophiles gravitate to areas where children play, communicate and congregate. Pay attention to the online games your children play. Questions to ask: Are the games age appropriate? Is the quality of the language used in the games suitable for a child? How does the game make money out of a child's use? What processes are available to adults, should they need to make a complaint about a user? Parents/guardians need to familiarise themselves with the game the child wants to play before the child enters the game; alternatively sit alongside the child and experience the game with them. Online gaming platforms provide paedophiles with the ability to observe minors interacting with other minors, all the time learning about the child. This gives the paedophile the opportunity to target select and then build a relationship with a child once the grooming starts.

To learn more about online safety with John Parsons view his TV and Radio interviews here www.simulate2educate.co.nz/tv-and-radio

A digital life is a shared responsibility – John Parsons

4 August 2016

Issue 12

College Clay Shooting

The College Clay Shooting Team had a busy time over the schools holidays. On Sunday 10 July our team of five competed at the Nightcaps Intercollegiate School Shoot, with once again brilliant results. Abbey Loveridge continues to dominate in the ladies, with having to compete in a shoot off in Single barrel and coming away with a first placing and also receiving a 2nd placing for ladies overall, Well done Abbey. Rhys also had another strong shoot and was also put in a shoot off for junior single barrel narrowly missing out on a third placing. A tremendous shoot by our youngest shooter Blake Turner had him also in a shoot off position in single rise, Blake kept his sights on the target and came away with his very first individual medal, gaining a third placing, an awesome effort in only his third competition. Both Thomas and Nathan also came away with very respectable scores from this shoot and in doing this the Aparima College Team were placed 2nd overall out of all the teams in the Scott Shield, just behind the overall winners of John McGlashin College from Dunedin.

Sunday 17 July was our major fundraiser in helping to get this team up to the Nationals in Christchurch in September. On a very cold and wet day we held a sporting shoot on Bryan and Kyla Bickley's property in Thornbury. A very sincere thank you must go to Kyla and Bryan for all their guidance, help and on-going support they are giving the college team. Without their support this event wouldn't have been able to go ahead. It was a huge task to get everything set up before and on the day and with the brilliant support of parents, grandparents and siblings we were able to put on a fun and rewarding day with raising over \$1660.00 for this team. It was also great to see a couple of Aparima teachers come out to support the shoot, but I do have to say after a bit of a battle and friendly rivalry the students came out and topped the teachers on the scoreboard.

We would like to acknowledge the wonderful support given to us particularly from local businesses, who by way of donating food, prizes and vouchers; we were able to help make this such a successful day. Thank you to Robbie Wallace, Nigel and Melissa Horrell from Riverton Butchery, Prue and Ian Stratford from Hammer Hardware, Craig and Sarah Broderick from Riverton SuperValue, thank you so much for your generosity and the support you give to the community.

by Leigh Ronald



Blake Turner receiving bronze in single rise



College team receiving silver in Scott Shield



Abbey receiving Gold in single barrel

WELL DONE

“Lifting up the Arts” Performing Arts Workshop for Students

On 3 and 4 July Amanda Bull and I attended an overnight Performing Arts Workshop in Invercargill. At this workshop we studied acting and music which was a great experience for us both. The tutors were actors from well-known New Zealand TV programmes, script writers and a local singer. At the end of the workshop we did a performance to show what we had learnt for our parents.

by Kauia Asher

Junior School Archeology

The past few weeks we have been learning about Archeology and artifacts that have been found around the world, in Social Sciences. We looked at the Pompeii Explosion through photos and documentaries. We even researched the explosion too. We have watched videos of how to do an archeological dig from how to grid an area out using string to doing field sketches.

Last term we started chipping the grass off. Ms Careswell and some Year 10 students have buried some artifacts which we are going to start digging up over the next two weeks. We will be putting our new learnt skills into carefully digging these up. We will then have to work out what industry or era the artifacts have come from. We will let you know what we find.

by Miss Wilson and Brooklyn Hitchcock 8W



Southland District Council Essay and Multimedia Competition

For the past four years Aparima College students have entered the Southland District Council competitions, and have been placed quite highly. Last year Jessica Ladbrook and I won the multimedia section with our film about the effects of war. This year I was very pleased to win both sections of the competition, with an essay about Southland's place in the world, and a multimedia piece showing images of Southland.

The competition is open to students across Southland in Years 11-13 and I would encourage our senior students to enter next year. As well as the kudos, there is a financial incentive for winning, which makes it well worth the effort!

by Robbie Grove

Indoor Soccer Tournament

For the past six weeks Aparima College have been running an indoor soccer house tournament during lunchtime. We kicked off with the Year 7/8 teams, who set the scene for some epic battles, with Nga Pohatu being victorious over Longwood in the final. The Year 9/10 teams were competitive with at least three teams jostling for the finals, with Oraka coming out on top in a close final against Wallace. The seniors are similar with three teams vying for the final in which Wallace won!

by Mr Grimwood



NCEA Financial Assistance

Financial assistance is available to assist with the payment of entry fees for NCEA. To be eligible to apply you must be the fee payer and meet at least one of the following criteria:

- Be receiving a Work and Income or Study Link benefit.
- Have a joint family income that would entitle you to receive a Community Services Card.
- Have more than one child undertaking these qualifications in the same year, irrespective of income, and the total fees to pay are higher than \$200.00.

All applications for financial assistance are kept confidential. To apply for financial assistance please call in to the College office and see Mrs Daly before **Monday 29 August 2016**. There is an application form that will need to be completed and details from your Community Services Card entered. Please bring your Community Services Card with you. If you require any further information please don't hesitate to contact Mrs Daly.

Aparima College PTA

On Monday 25 we catered for the supper after John Parsons Cyber Safety Presentation. Karen and I would like to thank our helpers who contacted me after our request for help went out at the end of last term, your time and help was very much appreciated.

Our next big project is working alongside the Year 13's in helping them with the school Ball being held on Saturday 6 August; we as the PTA have quite a large role in the Ball with helping and organizing many aspects of the night. We need to ask the assistance of any Year 11, 12 and 13 parents/caregivers to help make this night a success. This could be way of making a loaf of club sandwiches for the night, two to three dads to help with supervision during the evening or coming along to help with the heating and serving of the supper or helping with serving of refreshments in the hall on the night. If anyone is able give their time or help in anyway please contact Leigh Ronald on Ph. 2246130.

A.S.P.I.R.E

A Study System for Senior Students

PART ONE

A: Approach/attitude/arrange

Approach your studies with a positive attitude
Arrange your schedule to eliminate distractions

S: Select/survey/scan

Select a reasonable chunk of material to study
Survey the headings, graphics, pre- and post-questions to get an overview
Scan the text for keywords and vocabulary: mark what you don't understand

P: Piece together the parts:

Put aside your books and notes
Piece together what you've studied, either alone, with a study pal or group: summarize what you understand.

I: Investigate/inquire/inspect:


Investigate alternative sources of information you can refer to:
other text books, websites, experts, tutors, etc.
Inquire from support professionals (academic support, librarians, tutors, teachers, experts,) and other resources for assistance
Inspect what you did not understand.

R: Re-examine/reflect/relay

Re-examine the content | Reflect on the material | Relay understanding
Re-examine:
What questions are there yet to ask? Is there something I am missing?
Reflect: How can I apply this to my project? Is there a new application for it?
Relay: Can I explain this to my fellow students? Will they understand it better if I do?

E: Evaluate/examine/explore:

Evaluate your grades on tests and tasks: look for a pattern
Examine your progress: toward achieving your goals
Explore options: with a teacher, support professional, tutor, parent if you are not satisfied.



Index Study System

PART TWO

Here is a method of studying that gives you an accurate perception of how well you know the material, and forces you to think about it, rather than just look over it.

Review your notes and readings frequently, so the material is "fresh"

As you're reading your text or reviewing your notes,
write down questions about the material.

Imagine you're teaching the course. What questions would you ask on the exam?

Keep track of any terms you need to know

The index card system:

Write each question or term on the back of an index card

1. On the front of each index card, **write an answer** or an explanation for the question or term on the back.
Use your notes and text for a reference, but put the answer or explanation in your own words whenever possible
2. **Shuffle the index cards**
so you can't figure out any answers based on their location in the deck
3. **Look at the card on the top of the deck:**
Try to answer the question or explain the term.
If you know it, great! Put it on the bottom of the deck.
If you don't know it, look at the answer, and put it a few cards down in the deck (so you'll come back to it soon)
4. **Proceed through the deck of cards until you know all of the information**

Some Tips:


- **Carry your cards with you everywhere.**
Take advantage of little pockets of time.
Test yourself while you're waiting online, travelling on the bus, etc.
- **If you think you know an answer,**
but can't put it into words, you probably don't know it well enough.
Explaining the information is a good way to be sure that you know it.
It's also a good way to prevent test anxiety
- **Test yourself someplace where nobody can see you**
and recite the answers out loud.
That's the best way to be sure that you can explain them
- **Study with a friend from your class.**
You can share ideas and help each other out with concepts.
You can use each other to make sure that you're explaining your answers adequately

YEAR 13


NCEA LEVEL 3 PHOTOGRAPHY

Aparima College has a group of very talented photography students working hard to create amazing images and earn valuable NCEA Level 3 credits. NCEA Photography is a University Entrance accredited subject that offers many academic, technical and creative challenges to the students. Abbey, Melissa, Olivia and Robbie are making great progress as you can see and are really enjoying the challenges and opportunities photography offers them. Well done Year 13's.

by Mr Buckley



Car and Moon Photography by Abbey Loveridge



Star Photography by Robbie Grove



Old National Bank by Olivia Hammond



Anglican Church by Melissa Sloan

Computers in Homes

Aparima College is pleased to have been chosen to host the Computers in Homes programme. To be eligible for this programme you must meet the criteria listed in the flyer and be prepared to attend the 20 hours free computer training for a parent. If you would like to register for the programme please contact the College office, 2348900 or email office@aparima.school.nz

Our school has been chosen to host the Computers in Homes programme

- A year of subsidised UFB or Naked Broadband
- A Windows 7 computer with Microsoft Office 2010
- 20 hours of free computer training for a parent*
- 12 months of free technical support

*Classes may be held once a week for 2 hours with a maximum class size of 8-10

This is your chance to own a high-spec quality refurbished computer & learn new digital skills.

Criteria to be involved:

• The family does not already have a computer in the home

• There is a school aged child living in the home

2020

Communications Trust

To register your interest visit or phone the school office

28 AUGUST STUDY SMARTER SEMINAR

Invercargill, 77 Don St.

Study tips and memory strategies.

Karen Boyes is an expert in effective teaching, learning and living. Karen turns research into practical and simple techniques that create success. Course cost is \$149 per person and you can bring a friend for FREE...

For more information please contact Study Smarter 0800 373 377 or email info@spectrumeducation.com

HOKONUI MAORI ENDOWMENT FUND

LAINA NIHA • SECRETARY • 87 BURROWS STREET, BLUFF 9814
• Telephone (03) 212 8962

Applications are invited from tertiary and secondary school students from three onwards for the Hokonui Endowment Fund. The Hokonui Endowment Fund is an education fund for applicants who can trace their whakapapa to the original Maori Owners of Rakiura/Steward Island who is a Southland resident. For more information contact either:

Christian Fife – (03) 217 8706 , Laina Niha – (03) 212 8962 , Ricky Topi – (03) 212 8556
 Louise Fowler – (03) 212 8577 , Karen Johnson – (03) 212 7384

Application Forms for the 2016 academic year are available at the College Office. Completed application forms must use the 2016 form and need to have all relevant sections completed, including verified bank account details, and need to be received for processing by

Friday, 30 September 2016.



UP AND COMING EVENTS

5 August	Careers Fest 11:00am Stadium Southland
6 August	APARIMA COLLEGE BALL GOWN PARADE 7:30PM
10 August	YES Exam 12:00 – 3:00pm
10 August	Lincoln Uni Liaison 8:50am
10 August	Otago Uni Maori Dept Liaison 9:45am
12 August	SDC Youth Council Meeting
16 August	ICAS Maths
16 - 18 August	Life Education Bus
18 August	Newsletter
19 August	House Lip Sync Competition
19 August	Year 9/10 Southland Debating
20 August	Southland Trade Fair 9:30 – 12:30 YES
21 August	Year 11/13 Southland Debating
22 August	Parent Interviews

Sport

8 August	Southland Target Shooting Champs
8 August	Southland Table Tennis
8–10 August	OREC Snow Camp
11 August	Southland Indoor Bowls Champs



Community Notice

Wanted to Rent: By responsible Adult Male with references. One or Two bedroom Unit/House/Crib in Riverton area. Phone No. Stuart 027 6697 392

Riverton is having a community thank you event for Emergency Service volunteers. Everyone is invited to join the volunteers from Riverton Coastguard, Fire Service and St John ambulance at a free BBQ lunch on Sunday 14th August 12noon till 2pm at the Riverton RSA. A mock emergency will take place at approx. 1pm and there will be plenty of opportunity to mix and mingle with the volunteers. A special service @ RUChurch to thank and acknowledge volunteers from St John, Fire Brigade and Coastguard will be held @ 10 am on Aug 14th, and will centre around candid conversations with some of the volunteers.

Hospice Southland – The Great Race!

Saturday 8 October 2016

Starting 10am

Gala Street Reserve

For more information please email

events@hospicesouthland.org.nz

Wanted to Buy:

Aparima College Winter Kilt

Size 14/16

Phone 2348672

In need of Models!

I am offering a trim, foils and highlights. For my trim I need girls with long straight hair. For foils I am only putting ten in and would prefer someone with medium length hair or boys with longish hair. Highlights I would prefer boys but girls with short hair will work just as well. Let me know if you are interested through txt: 027 304 4131 or ring the Salon: 03 234 9385 – May be a small cost involved please phone the salon for more information.



Aparima College, 33 Leader Street, Riverton

Phone: 03 2348 900 Cell: 027 5244 551

Email: office@aparima.school.nz Web Page: www.aparima.school.nz

Facebook page: www.facebook.com/pages/Aparima-College/176201749211254